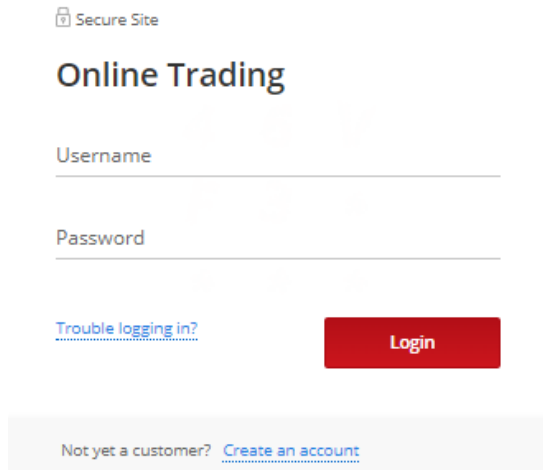


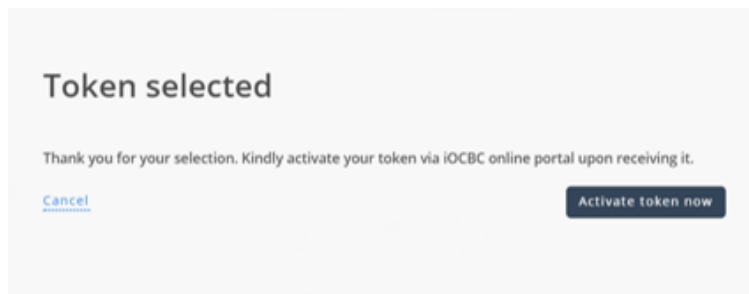
## Activating your token

Step 1: Log in to iOCBC online trading platform with your User ID and Password



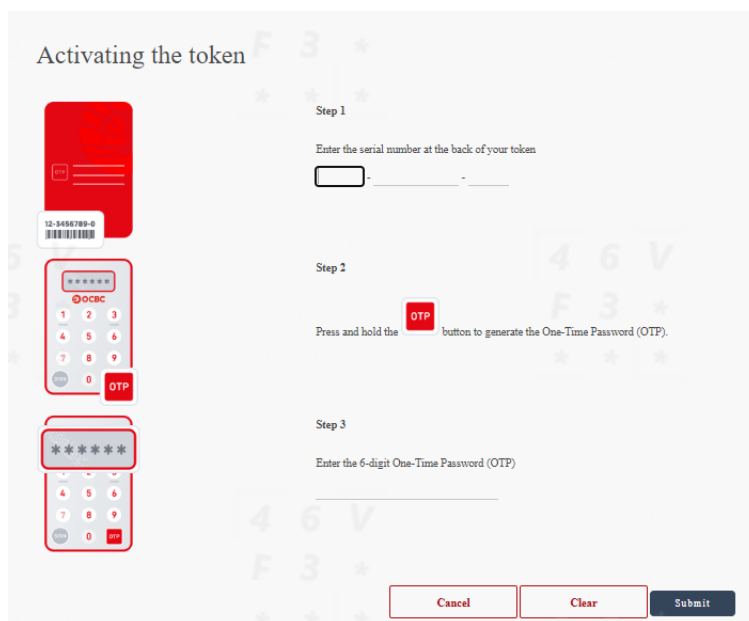
The screenshot shows the iOCBC Online Trading login interface. At the top left, there is a 'Secure Site' icon. The main heading is 'Online Trading'. Below this, there are two input fields: 'Username' and 'Password'. To the left of the 'Login' button is a link for 'Trouble logging in?'. The 'Login' button is a red rectangle with white text. Below the login fields, there is a light grey box containing the text 'Not yet a customer? [Create an account](#)'.

Step 2: Click on “Activate token now”



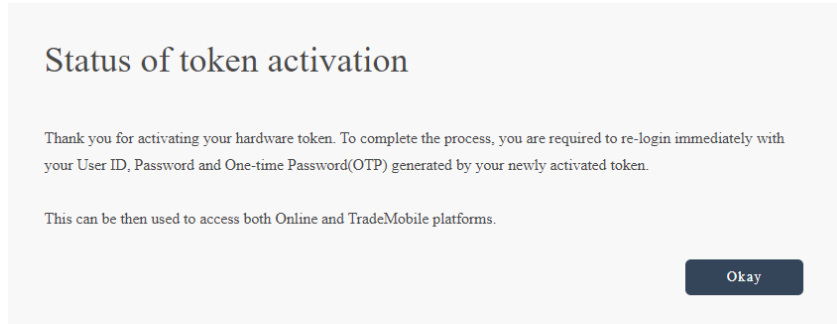
The screenshot shows a confirmation screen titled 'Token selected'. The text reads: 'Thank you for your selection. Kindly activate your token via iOCBC online portal upon receiving it.' There are two buttons: a blue 'Cancel' link on the left and a dark blue 'Activate token now' button on the right.

Step 3: Activate your token in 3 simple steps:



The screenshot shows the 'Activating the token' process. On the left, there are three images: a red token card with a serial number '12-3456789-0', a red token keypad with an 'OTP' button, and a red token keypad with a 6-digit OTP field. The main content area has three steps: Step 1: 'Enter the serial number at the back of your token' with an input field. Step 2: 'Press and hold the **OTP** button to generate the One-Time Password (OTP)'. Step 3: 'Enter the 6-digit One-Time Password (OTP)' with an input field. At the bottom, there are three buttons: 'Cancel', 'Clear', and 'Submit'.

## Step 4: Status of token activation



### Note:

- a) Each token is unique and tagged to you. You will not be able to use another person's token to activate your trading account.
- b) Once you have successfully activated your token, the system will end your session automatically. For subsequent logins, you will be required to enter not only your User ID and Password, but also the OTP generated from your token.
- c) First time users of iOCBC are required to complete the authentication process via the Online trading platform before being able to login via the TradeMobile App:

Stage 1: Refer to Steps 1 to 3 above

Stage 2: Re-login with your User ID, password and OTP generated from your token

Stage 3: System will prompt you to accept our Standard Terms & Condition

