

# Wuxi Biologics: A step closer to being taken off U.S. unverified trade list

DIGITAL ENGAGEMENT TEAM

06 JULY 2022

## TRADING MATTERS SERIES: STOCK HIGHLIGHT

*Features a single stock and zooms in on its performance in the market*

KEY METRICS	
Current Price	82.60
Latest Dividend	N/A
Dividend Ex-Date	N/A
Indicated Dividend Yield	N/A
14 Day RSI	70.15
Analysts 12M Target Price	109.93

**REFINITIV STOCKREPORTS+ AVERAGE SCORE**

**8/10**  
As of 05 Jul 2022

Refer to page 3 for indicator components

### Wuxi Biologics Cayman Inc (2269 HK) Price Chart



Any red lines drawn on the price charts are trendlines, which are visual representations of support & resistance levels. They are drawn by connecting a series of prices together to help indicate the data's best fit or the presence of any trend over a time frame, and are for illustration purposes only.

As of 05 Jul 2022 closing

### KEY MARKET EVENTS

- 11 Jul SG Hari Raya Haji holiday
- 12 Jul China Trade Balance (Jun)
- 13 Jul US CPI Release (Jun)
- 14 Jul China Q2 GDP Release
- 15 Jul US Industrial Production Release (Jun)

### Hang Seng Index Price Chart



As of 05 Jul 2022 closing

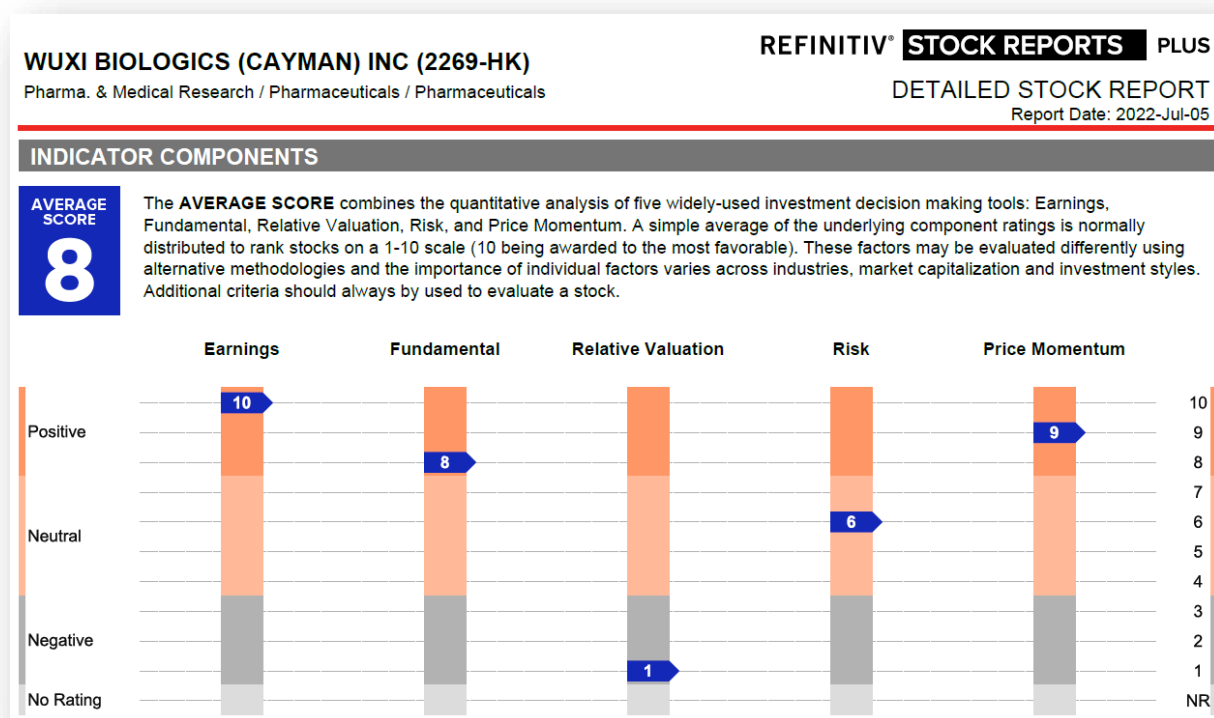
## Headline News & Information

- WuXi Biologics (Cayman) Inc operates as a pharmaceutical company. The company develops and manufactures antibody drugs, biological medicines, and other tablets, as well as provides research material generation, sterility assurance programs, clinical trials, and translational oncology research services. WuXi Biologics (Cayman) serves customers worldwide (Bloomberg)
- Wuxi Biologics takes step to getting off U.S. 'unverified' trade list (05 Jul 2022, Reuters)
  - The company that makes ingredients for AstraZeneca's COVID-19 vaccine, may be a step closer to being taken off a U.S. trade list
  - The United States placed the entities on the list because it could not conduct on-site inspections to verify information related to them and U.S. items shipped to them
  - The resumption of inspections is seen by the United States as a positive development amid increased tensions with China over a range of issues, including the U.S. blocking of imports linked to forced labor in China and the possible delisting of Chinese companies that don't meet audit requirements
- WuXi Biologics extends capabilities to include development and cGMP manufacturing for microbial-derived products (05 Jul 2022, PR Newswire)
  - Wuxi Biologics announced that its MFG14 facility in Hangzhou has been released for manufacturing microbial-derived products
  - The company's demonstrated abilities to provide services from DNA to cGMP manufacturing for products derived from microbial fermentation
  - In response to growing market demand, WuXi Biologics has been strengthening and expanding its integrated technology platforms, incorporating the use of microbial expression systems, which allow faster, more efficient and cost-effective production across multiple modalities

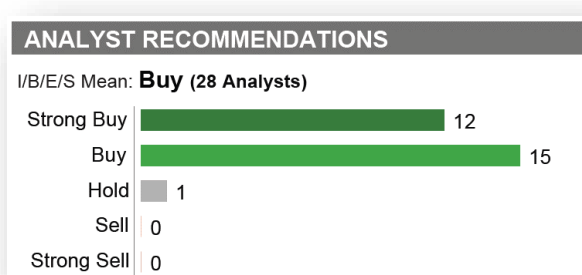
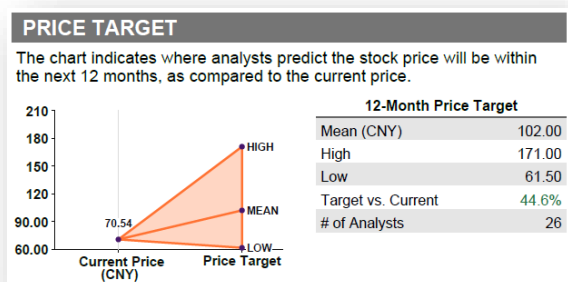
TRADING FLOWS	RESISTANCE LEVELS	SUPPORT LEVELS
<ul style="list-style-type: none"> <li>• Shares rose 7.8% in the past 5 days and are up 45% in the past 30 days</li> </ul>	<ul style="list-style-type: none"> <li>• 94.00 (Jan 2022)</li> <li>• 113.00 (Nov 2021)</li> <li>• 126.00 (Sep 2021)</li> </ul>	<ul style="list-style-type: none"> <li>• 69.00 (Jun 2022)</li> <li>• 61.21 (100 Day MA)</li> <li>• 50.00 (May 2022)</li> </ul>

# Fundamental Viewpoint

## An Extract from STOCKREPORTS+



## Analyst Price Target and Recommendations



Source: REFINITIV STOCKREPORTS+, extracted 05 Jul 2022

## HK Peer Analysis (STOCKREPORTS+)

PEER ANALYSIS													Currency in HKD	
Average Score	Ticker	Price (2022-07-05)	PRICE MOMENTUM			Market Cap	VALUATION		FUNDAMENTAL		ANALYSTS		# of Analysts	
			1-Mo Return	3-Mo Return	1-Yr Return		Trailing PE	Forward PE	Dividend Yield	Net Margin	LTG Forecast	I/B/E/S Mean		
8	2269	82.60	44.9%	18.8%	-40.1%	302.9B	86.0	61.2	--	32.9%	36.7%	Buy	27	
3	1801	38.95	60.3%	34.1%	-56.2%	51.2B	--	--	--	-73.5%	--	Buy	24	
3	9688	30.60	33.3%	-20.2%	-77.3%	25.8B	--	--	--	-324.0%	--	Buy	8	
7	1530	6.07	4.5%	-8.3%	-33.0%	15.2B	8.5	7.9	3.3%	25.9%	--	Buy	10	
4	6185	78.65	6.2%	-40.8%	-79.2%	10.7B	9.1	15.8	1.2%	44.5%	--	Strong Buy	6	
3	1877	43.35	4.7%	-24.5%	-29.7%	9.3B	--	--	--	-17.9%	--	Buy	10	
5	1952	22.20	4.0%	-11.0%	-70.1%	6.7B	--	--	--	1867998%	--	Buy	7	
8	6600	8.55	8.1%	-0.81%	-41.8%	5.9B	5.4	5.4	4.1%	36.7%	--	Buy	3	
2	1672	3.87	0.52%	-33.4%	8.1%	4.1B	--	--	--	-258.9%	--	Hold	4	
3	2696	18.08	8.1%	-19.1%	-52.4%	2.9B	--	--	--	-58.5%	--	Strong Buy	8	
9	1061	3.87	14.2%	-11.4%	-46.0%	2.2B	6.8	--	2.5%	21.1%	--	--	--	
5	Average	30.62	17.2%	-10.6%	-47.1%	39.7B	23.2	22.6	2.8%	-169870%	36.7%	Buy	10.7	

PEER COMPANIES			
1061	Essex Bio-Technology	1952	Everest Medicines
1530	3SBio Inc	2696	Shanghai Henlius Biotech Inc
1672	Ascleris Pharma Inc	6185	CanSino Biologics Inc
1801	Innovent Biologics Inc	6600	SciClone Pharmaceuticals
1877	Shanghai Junshi Biosciences	9688	Zai Lab

Source: REFINITIV STOCKREPORTS+, extracted 05 Jul 2022

## Global Peer Analysis (Bloomberg)

Ticker	Name	Mkt Cap (USD) (Millions)	Last Px	P/E	P/E 5Yr Avg	P/B	P/B 5Yr Avg	Indicated Yield (%)
<b>Average</b>		<b>60,419</b>	<b>20686.00</b>	<b>37.90</b>	<b>33.79</b>	<b>4.05</b>	<b>3.52</b>	<b>1.82</b>
2269 HK	WUXI BIOLOGICS CAYMAN INC	44,410	82.60	87.29	141.02	9.31	12.72	N/A
603259 CH	WUXI APPTTEC CO LTD-A	49,224	113.48	63.78	86.94	8.31	10.34	0.46
300759 CH	PHARMARON BEIJING CO LTD-A	18,090	107.00	76.29	93.93	12.49	13.82	0.28
002821 CH	ASYMCHEM LABORATORIES TIAN	11,785	309.53	55.21	96.00	6.05	11.65	0.26
300363 CH	PORTON PHARMA SOLUTIONS	6,937	85.46	56.93	92.95	10.61	11.82	0.23
688222 CH	HITGEN INC	1,059	17.71	143.10	159.60	5.44	7.79	0.28
LONN SW	LONZA GROUP AG-REG	41,451	537.20	59.17	66.72	4.09	5.70	0.56
IQV US	IQVIA HOLDINGS INC	40,704	215.05	36.71	55.37	6.88	7.68	N/A
CTLT US	CATALENT INC	19,179	107.02	40.01	55.11	4.14	4.92	N/A
ICLR US	ICON PLC	17,292	212.71	83.74	64.98	2.14	3.80	N/A
SYNH US	SYNEOS HEALTH INC	7,341	71.57	24.34	32.61	2.22	2.73	N/A

Source: Bloomberg, extracted 05 Jul 2022 closing

## DISCLAIMER

---

The information provided herein is a compilation or summary of materials and data based from external sources available to OCBC Securities Private Limited ("OSPL"), and does not represent OSPL's view on the matters mentioned. Whilst we have taken all reasonable care to ensure that the information contained in this publication is not untrue or misleading at the time of publication, we cannot guarantee its accuracy or completeness, and you should not act on it without first independently verifying its contents.

Trading in capital markets products and borrowing to finance the trading transactions (including, but not limited to leveraged trading or gearing) can be very risky, and you may lose all or more than the amount invested or deposited. Where necessary, please seek advice from an independent financial adviser regarding the suitability of any trade or capital markets product taking into account your investment objectives, financial situation or particular needs before making a commitment to trade or purchase the capital markets product. In the event that you choose not to seek advice from a financial adviser, you should consider whether the capital markets product is suitable for you. You should consider carefully and exercise caution in making any trading decision whether or not you have received advice from any financial adviser. You should also read the relevant prospectus and/or profile statement (a copy of which may be obtained from the relevant fund manager or any of its approved distributors), prior to any trading or investment decision. Please refer to the prospectus of the relevant fund for the name of the fund manager and the investment objectives of the fund. In relation to collective investment schemes, the value of the units and the income accruing therefrom, if any, may rise or fall. For funds that are listed on an approved exchange, investors cannot redeem their units of those funds with the manager, or may only redeem units with the manager under certain specified conditions. The listing of the units of those funds on any approved exchange does not guarantee a liquid market for the units.

No representation or warranty whatsoever (including without limitation any representation or warranty as to accuracy, usefulness, adequacy, timeliness or completeness) in respect of any information (including without limitation any statement, figures, opinion, view or estimate) provided herein is given by OSPL and it should not be relied upon as such. OSPL does not undertake an obligation to update the information or to correct any inaccuracy that may become apparent at a later time. OSPL shall not be responsible for any loss or damage howsoever arising, directly or indirectly, as a result of any person acting on any information provided herein.

The information provided herein is intended for general circulation/discussion purposes only and may not be published or circulated in whole or in part without our written consent. All trademarks, registered trademarks, product names and company names or logos mentioned herein are the property of their respective owners, and you agree that you will not do anything to infringe or prejudice those rights. Reference to any products, services, processes or other information, does not constitute or imply endorsement, sponsorship or recommendation thereof by OSPL.