

Cathay Pacific: Sharply higher passenger data for the past month

DIGITAL ENGAGEMENT TEAM

24 FEBRUARY 2023

TRADING MATTERS SERIES: STOCK HIGHLIGHT

Features a single stock and zooms in on its performance in the market

KEY METRICS	
Current Price	7.67
Latest Dividend	N/A
Dividend Ex-Date	3/9/2021
Indicated Dividend Yield	N/A
14 Day RSI	39.31
Analysts 12M Target Price	9.34

REFINITIV STOCKREPORTS+ AVERAGE SCORE
9/10 As of 24 Feb 2023

Refer to page 3 for indicator components

Cathay Pacific Airways (293 HK) Price Chart



Any red lines drawn on the price charts are trendlines, which are visual representations of support & resistance levels. They are drawn by connecting a series of prices together to help indicate the data's best fit or the presence of any trend over a time frame, and are for illustration purposes only.

As of 24 Feb 2023 closing

KEY MARKET EVENTS

- 28 Feb** US Goods Trade Balance (Jan)
- 01 Mar** China PMI Release (Feb)
- 03 Mar** US PMI Release (Feb)
- 07 Mar** China Trade Balance (Feb)
- 09 Mar** China CPI Release (Feb)

Hang Seng Index Price Chart



As of 24 Feb 2023 closing

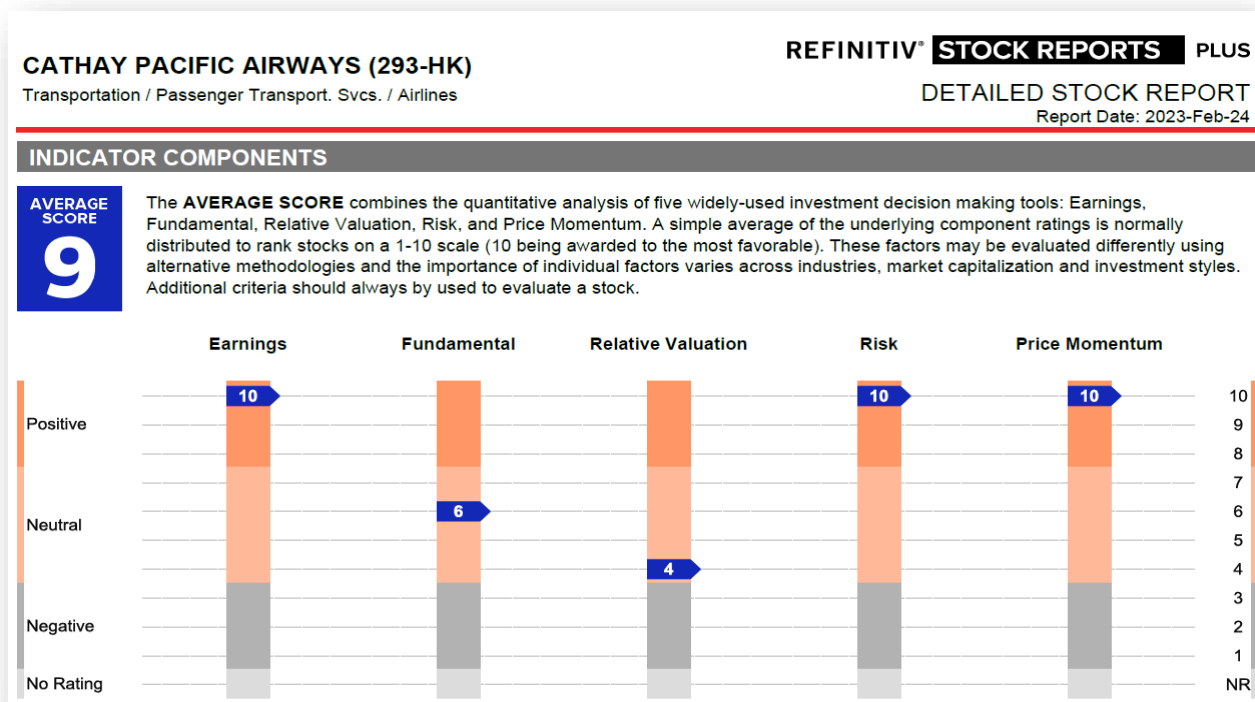
Headline News & Information

- Cathay Pacific Airways Limited operates scheduled airline services. The company also provides related services, including airline catering, aircraft handling, and engineering. Cathay Pacific Airways serves clients worldwide (Bloomberg)
- Next earning announcement on 08 Mar 2023 (Bloomberg)
- Hong Kong airline stocks soar as investors welcome upbeat operational data (16 Feb 2023, Dow Jones)
 - The rally came after the four airline majors released sharply higher passenger data for the past month
 - The airlines' passenger load factors, which indicate the percentages of available seats that are filled by passengers, increased around 10 percentage points
 - Cathay posted even stronger data, with its monthly passenger number surging multifold to over 1 million, a record high for the company since the pandemic first broke out in 2020
- Hong Kong says 'hello' to woo back visitors after Covid isolation (02 Feb 2023, Reuters)
 - Hong Kong leader John Lee unveiled a promotion campaign that will include 500,000 free flights to lure visitors, businesses and investors back to the financial hub after years of tough COVID-19 curbs
 - Lee said Hong Kong would host sports and cultural events and highlight attractions such as the Palace Museum and M+ museum, as well as a revamped Peak Tram with special vouchers
 - Upcoming events include the Clockenflap music festival, Hong Kong marathon and the Rugby Sevens tournament

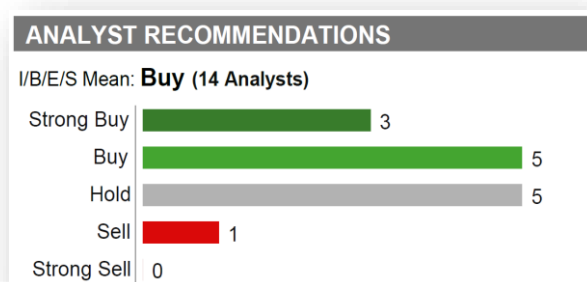
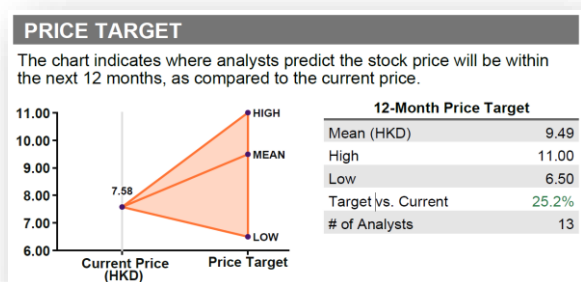
TRADING FLOWS	RESISTANCE LEVELS	SUPPORT LEVELS
• Shares fell 0.3% in the past 5 days and are down 8.5% in the past 30 days	• 7.99 (100 Day MA) • 8.55 (Jan 2023) • 8.85 (Dec 2022)	• 7.30 (Nov 2022) • 7.10 (Oct 2022) • 6.40 (Mar 2022)

Fundamental Viewpoint

An Extract from STOCKREPORTS+



Analyst Price Target and Recommendations



Source: REFINITIV STOCKREPORTS+, extracted 24 Feb 2023

HK Peer Analysis (STOCKREPORTS+)

PEER ANALYSIS													Currency in HKD	
Average Score	Ticker	PRICE MOMENTUM				Market Cap	VALUATION		FUNDAMENTAL		ANALYSTS			
		Price (2023-02-23)	1-Mo Return	3-Mo Return	1-Yr Return		Trailing PE	Forward PE	Dividend Yield	Net Margin	LTG Forecast	I/B/E/S Mean	# of Analysts	
7	66	39.85	-6.1%	4.9%	-4.7%	248.7B	26.0	26.5	3.6%	24.2%	--	Buy	12	
9	293	7.58	-9.5%	1.9%	7.1%	49.5B	--	--	--	-6.1%	--	Buy	14	
7	753	7.09	-6.8%	25.3%	12.0%	32.0B	--	--	--	-48.2%	--	Buy	16	
8	1055	5.41	-3.4%	27.3%	3.0%	25.2B	--	--	--	-20.8%	--	Buy	17	
6	670	3.18	-3.6%	17.8%	-0.63%	16.6B	--	--	--	-49.7%	--	Buy	16	
5	62	11.08	0.36%	26.9%	-13.3%	5.3B	20.9	--	4.5%	1.9%	--	--	--	
8	525	1.36	-3.5%	16.2%	-4.9%	2.0B	--	--	--	-8.7%	--	Buy	6	
5	306	2.28	-1.3%	27.4%	25.3%	1.1B	--	--	--	-6.8%	--	--	--	
4	254	0.09	-1.1%	-13.7%	-88.5%	347M	1.0	--	--	349.3%	--	--	--	
5	3399	1.11	2.8%	50.0%	-0.89%	228M	--	--	--	-3.9%	--	--	--	
NR	77	0.69	-5.5%	13.1%	-1.4%	188M	--	--	--	1.5%	--	--	--	
6.4	Average	7.25	-3.4%	17.9%	-6.1%	34.7B	16.0	26.5	4.1%	21.2%	--	Buy	13.5	

PEER COMPANIES			
1055	China Southern Airlines Co	62	Transport International
254	National United Resources	66	MTR Corp
306	Kwoon Chung Bus Holdings	670	China Eastern Airlines Corp
3399	Guangdong Yueyun	753	Air China
525	Guangshen Railway Co	77	Ams Public Transport Holdings

Source: REFINITIV STOCKREPORTS+, extracted 24 Feb 2023

Global Peer Analysis (Bloomberg)

Ticker	Name	Mkt Cap (USD) (Millions)	Last Px	P/E	P/E 5Yr Avg	P/B	P/B 5Yr Avg	Indicated Yield (%)
Average		7,578	1,309.89	11.30	12.07	2.74	1.81	2.89
293 HK	CATHAY PACIFIC AIRWAYS	6,291	7.67	N/A	N/A	1.01	0.84	N/A
600221 CH	HAINAN AIRLINES HOLDING CO-A	11,016	1.77	N/A	N/A	N/A	N/A	N/A
603885 CH	JUNEYAO AIRLINES CO LTD-A	5,480	17.19	N/A	N/A	3.81	3.39	N/A
AC CN	AIR CANADA	5,289	20.02	N/A	N/A	N/A	N/A	N/A
2610 TT	CHINA AIRLINES LTD	3,994	20.30	10.42	14.92	1.75	1.90	4.10
601111 CH	AIR CHINA LTD-A	22,254	10.83	N/A	N/A	4.48	1.14	N/A
020560 KS	ASIANA AIRLINES	804	14,150	N/A	N/A	6.63	4.68	N/A
AFLT RM	AEROFLOT PJSC	1,479	28.07	N/A	N/A	N/A	N/A	N/A
THYAO TI	TURK HAVA YOLLARI AO	9,944	136.10	4.64	3.36	1.03	0.42	N/A
670 HK	CHINA EASTERN AIRLINES CO-H	15,225	3.13	N/A	N/A	2.24	1.23	N/A
601163 CH	TRIANGLE TYRE CO LTD-A	1,582	13.73	18.85	17.93	0.96	0.89	1.68

Source: Bloomberg, extracted 24 Feb 2023 closing

DISCLAIMER

The information provided herein is a compilation or summary of materials and data based from external sources available to OCBC Securities Private Limited ("OSPL"), and does not represent OSPL's view on the matters mentioned. Whilst we have taken all reasonable care to ensure that the information contained in this publication is not untrue or misleading at the time of publication, we cannot guarantee its accuracy or completeness, and you should not act on it without first independently verifying its contents.

Trading in capital markets products and borrowing to finance the trading transactions (including, but not limited to leveraged trading or gearing) can be very risky, and you may lose all or more than the amount invested or deposited. Where necessary, please seek advice from an independent financial adviser regarding the suitability of any trade or capital markets product taking into account your investment objectives, financial situation or particular needs before making a commitment to trade or purchase the capital markets product. In the event that you choose not to seek advice from a financial adviser, you should consider whether the capital markets product is suitable for you. You should consider carefully and exercise caution in making any trading decision whether or not you have received advice from any financial adviser. You should also read the relevant prospectus and/or profile statement (a copy of which may be obtained from the relevant fund manager or any of its approved distributors), prior to any trading or investment decision. Please refer to the prospectus of the relevant fund for the name of the fund manager and the investment objectives of the fund. In relation to collective investment schemes, the value of the units and the income accruing therefrom, if any, may rise or fall. For funds that are listed on an approved exchange, investors cannot redeem their units of those funds with the manager, or may only redeem units with the manager under certain specified conditions. The listing of the units of those funds on any approved exchange does not guarantee a liquid market for the units.

No representation or warranty whatsoever (including without limitation any representation or warranty as to accuracy, usefulness, adequacy, timeliness or completeness) in respect of any information (including without limitation any statement, figures, opinion, view or estimate) provided herein is given by OSPL and it should not be relied upon as such. OSPL does not undertake an obligation to update the information or to correct any inaccuracy that may become apparent at a later time. OSPL shall not be responsible for any loss or damage howsoever arising, directly or indirectly, as a result of any person acting on any information provided herein.

The information provided herein is intended for general circulation/discussion purposes only and may not be published or circulated in whole or in part without our written consent. All trademarks, registered trademarks, product names and company names or logos mentioned herein are the property of their respective owners, and you agree that you will not do anything to infringe or prejudice those rights. Reference to any products, services, processes or other information, does not constitute or imply endorsement, sponsorship or recommendation thereof by OSPL.