

ChartSense User Guide

Introduction

With thousands of financial instruments to choose from, how do you find trade opportunities that make sense to you? While stock values fluctuate, how do you know when a price move matters? ChartSense, powered by Recognia's proprietary algorithm will provide you with unique investment analysis that will help in your investments and trading decisions.

ChartSense provides trading support tools to seasoned as well as novice investors and traders. ChartSense components provide a powerful blend of power and usability, allowing you to quickly find trade ideas, to validate recent trade opportunities, and enable automatic stock monitoring.

What this guide covers?

This guide will teach you the basic skills required to get started with ChartSense.

You will learn to:

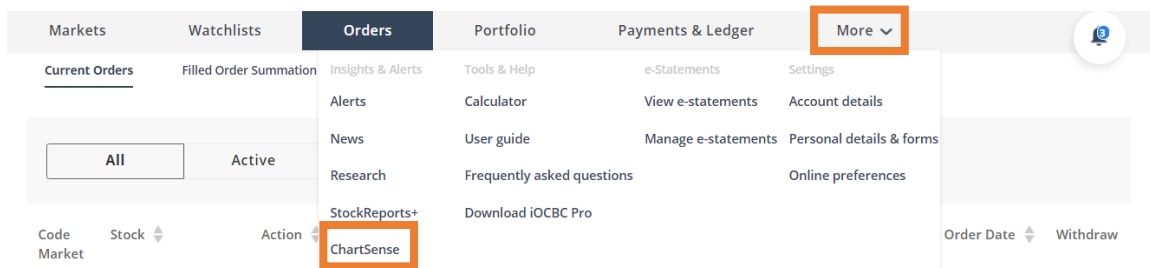
- Generate Trading Ideas
- Validate recent picks and choose entry/exit points
- Monitor Stocks you are interested in

Finding Trade Ideas

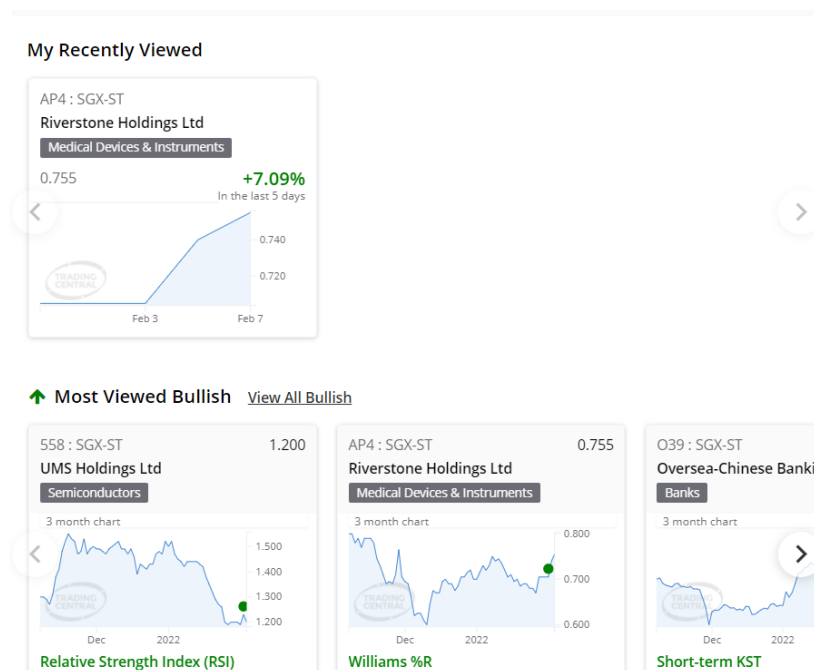
Discovering trade ideas with ChartSense is fast, easy, and requires only a few simple steps. You'll be on your way to uncovering a universe of trade ideas based on your own investment or trading preferences in minutes.

To view detailed information on ChartSense:

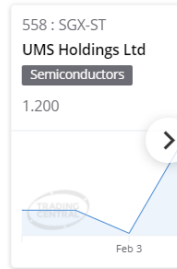
Click on **“More”** at the top of menu and select **“ChartSense”**.



A pop-up window will appear, and you may view what other traders are looking at by loading the **“Most Viewed Bullish”**, **“Most Popular”**, **“Trending Now”**, or **“Most Viewed Bearish”**.



Most Popular



Trending Now



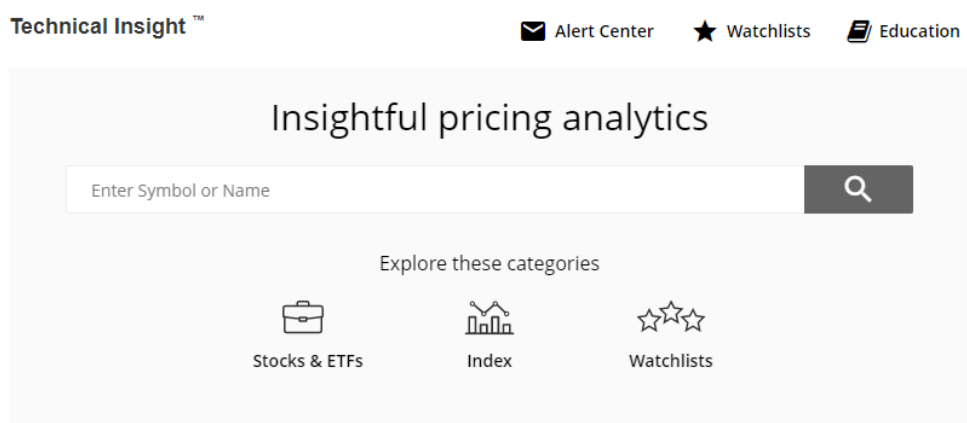
Most Viewed Bearish [View All Bearish](#)



Validating Stocks of Interest and Choosing Entry/Exit Points

Before you make a trade, use ChartSense for an impartial perspective on where the price of your instrument may be headed.

Simply type any ticker symbol or name into the search bar on the main page, and you will get instant insights about which technical events are currently active, as well as support and resistance levels.



If you want to explore a specific asset class, you may click on the “Stocks & ETFs”/ “Index” icon under the search bar and filter the bullish and bearish technical events based on the Market Capitalization, TC Quantamental Rating, Price & Volume, Technical Event and Possible Price Move.

Technical Event

After selecting the specific stock, you can use the interactive charts to explore the active bullish and bearish technical events. There are 4 tabs above the chart that provide:

- Summary view
- Short-Term (outlook for the next 2 to 6 weeks)
- Intermediate-Term (outlook for the next 6 weeks to 9 months)
- Long-Term (outlook for more than 9 months)

The main price chart summarizes the Technical Event opportunities that have occurred for the specified instrument. A Technical Event is a significant price situation based on the principles of technical analysis. These events provide an

indication of a bullish or bearish price situation. The dates of the bullish and bearish events are marked on the price chart using green and red markers. There are many types of Technical Event opportunities - each with their own implication - therefore it is possible to see both bullish and bearish events occurring at the same time. Generally, the predominant color gives you an indication of whether the outlook for the instrument is predominantly bullish or bearish.

Singapore Telecommunications Ltd

Z74 : SGX-ST **2.530** SGD Last Close

[Telecommunication Services](#)



16 Bullish 4 Bearish

Support & Resistance		Stop Price	
Support found at	2.320	For Long Position	2.448
Resistance found at	2.530	Investment date of 2022 Feb 08	
Based on 500 bars.		Based on Trading Central Trailing Stop ("medium").	

You can recall past events by clicking “View Historical Events”.

At the bottom of the chart, you will find the “Support & Resistance” lines and the recommended “Trailing Stop” points for both long and short positions. These can both be used to pick entry and exit points.

Setting Alerts

After looking up for a specific ticker in Technical Insight, click on the alert bell icon to set alerts.

Singapore Telecommunications Ltd



Z74 : SGX-ST **2.530** SGD Last Close

[Telecommunication Services](#)

Summary

22 Technical Events

Short-Term

2 weeks - 6 weeks

Intermediate-Term

6 weeks - 9 months

Long-Term

More than 9 months

You may select the type of alerts (Technical Event Opportunities / Price Alert) you are interested.

Alert ×

Select alert type

Technical Event Opportunities >

Price Alert >

Alerts are system-generated emails that notify you when events of significance occur. These may be new opportunities found by scanning the Technical Event results across a market, new Technical Event trading opportunities for one or more securities, or a price crossing a significant threshold, such as a support/resistance line or a trailing stop level.


Monitoring Stocks

ChartSense powered by Recognia has automated the monitoring and surveillance for you and conveniently notifies you when events of significance happen to your instruments.


Use Followed Instruments

On the main page, click on the “**Watchlists**” tab to create a Watchlist of your own.

[Technical Insight™](#)

 Alert Center

 Watchlists


 Education

Insightful pricing analytics

Enter Symbol or Name



Simply type a ticker symbol or name you want to monitor, and you can view the Last Price and Technical Insight.

Company Name	Last Price	Technical Insight	Clear All
Z74 : SGX-ST Added! Singapore Telecommunications Ltd <small>Telecommunication Services</small>	2.520 -0.40% <small>In the last 5 days</small>	Support / Resistance Short-Term Intermediate-Term Long-Term	2.320 / 2.530  0 bullish 5 bearish 0 bullish 1 bearish 1 bullish 0 bearish

Conclusion

We hope you have found this document useful. ChartSense powered by Recognia will provide you with unique investment analysis that will help in your investments and trading decisions.

Disclaimer

The Recognia Technical Analysis service is provided by Recognia Inc (“Recognia”). This Service is for informational purposes only. By using this Service, you acknowledge and agree that Recognia is not licensed to provide investment advisory services and Recognia is not a financial planner, an investment advisor or a securities advisor. The information contained in this Service is not to be construed as investment advice or recommendations by OCBC Securities Private Limited (“OSPL”) or Recognia, and OSPL and/or Recognia are not making an offer to buy or sell, or a solicitation of an offer to buy or sell the securities of any issuer. The information contained in this Service does not take into account the particular investment objectives, financial situations, or needs of individual investors. You may wish to seek advice from financial advisers before making a commitment to purchase any investment product. In the event that you choose not to seek advice from financial advisers, you should consider whether the investment product in question is suitable for you. You should not assume that any recommendations, insights, charts, theories, or philosophies will ensure profitable investment and you are encouraged to always consult with and obtain advice from your professional licensed financial advisor, including your tax advisor, to determine the suitability of any investment. You acknowledge and agree that past performance is not necessarily a guide to future performance. OSPL and Recognia recommend that anyone making an investment or trading in securities do so with caution. You should perform full due diligence and investigate any security fully (including the careful review of annual reports and other publicly available company information to complete your own due diligence in any investment) before making an independent investment or before the execution of a security trade based upon information learned through the Recognia Services. OSPL and Recognia are not responsible (i) for any investment decision made by you, (ii) for any loss incurred by you, directly or indirectly, in connection with, or arising from the use of the information contained in this Service; and (iii) for determining the suitability, appropriateness or advisability of any transaction you may enter into in connection with such investment decision. By using this Service, you represent and warrant to each of OSPL and Recognia that your use of the Services will comply with all applicable laws, rules and regulations and with the policies and practices of securities and futures exchanges and associations, alternative trading facilities, and self-regulatory organizations, and the policies and procedures (whether stated orally or in writing) applicable to the Services. Trading in securities can be very risky, and you may lose the principal amount invested. This is particularly so when you need to (i) make your own trading decisions; and (ii) ensure each trade is specifically suitable for you – the only basis for any trading through or with OSPL.